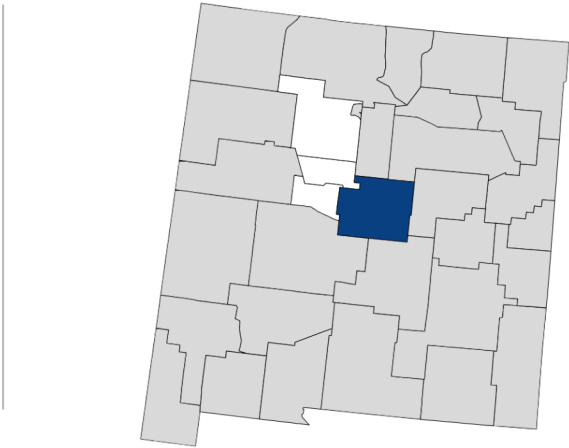


Community Overview



Torrance County | New Mexico

Located east of Albuquerque, Torrance County is one of the most productive agricultural counties in the United States. Pinto beans, corn, alfalfa, and pumpkins are just a small portion of the crops, which are harvested throughout the year. Torrance County is also home to the beautiful Manzano Mountains, Salinas National Monument and vast open, undisturbed rangeland which farmers, ranchers, and wildlife call home.



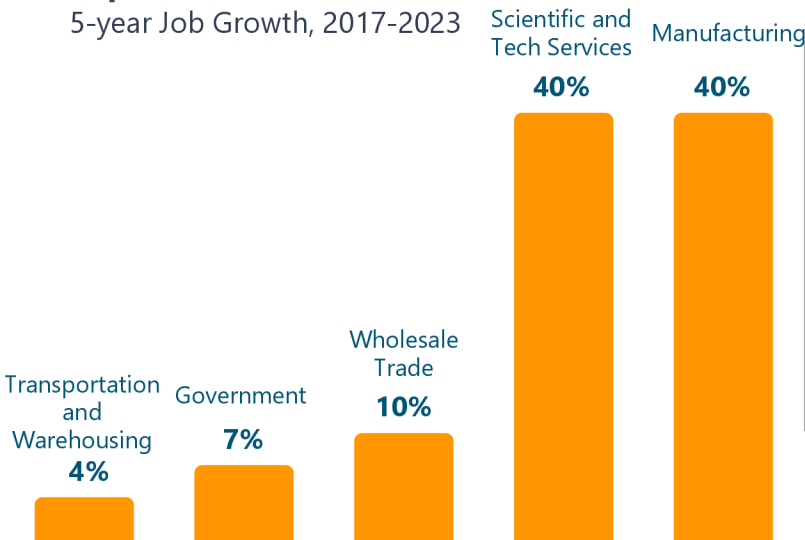
County Overview

As of 2024 the region's population increased by 2.3% since 2019, growing by 357. Population is expected to increase by 5.0% between 2024 and 2029, adding 784.

From 2019 to 2024, jobs declined by 0.8% from 3,920 to 3,889. This change fell short of the national growth rate of 3.9% by 4.7%. As the number of jobs declined, the labor force participation rate decreased from 44.9% to 43.4% between 2019 and 2024.

Top Growth Industries

5-year Job Growth, 2017-2023



QUICK FACTS

Population: 15,676

Labor Force Size: 6,458

Unemployment Rate: 5.6%

Bachelor's Degree or Higher: 16.27%

Household Median Income: \$55,238

Median Age: 43

How many employees do businesses in Torrance County have?



1-4 Employees	59.24%
5-9 Employees	27.39%
10-19 Employees	9.55%
20-49 Employees	3.82%
50-99 Employees	0.0%
100+ Employees	0.0%

Source: Lightcast Q1 2025, GIS Planning, Community Websites

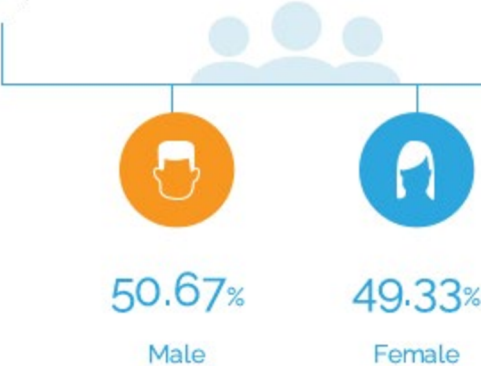
Community Overview



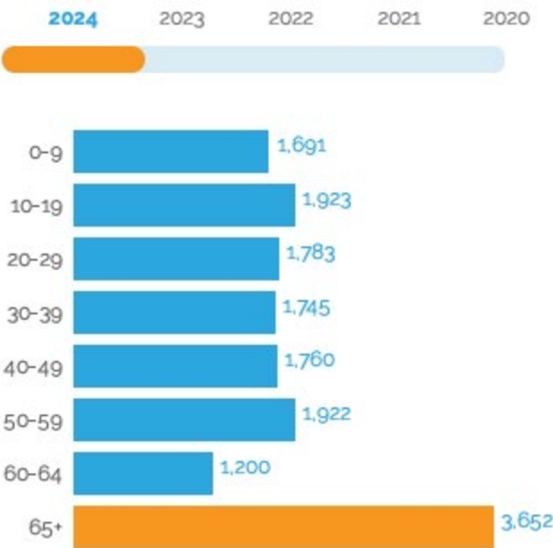
Torrance County | New Mexico

Contact: Jordan Barela, County Manager,
Torrance County
Office: (505) 544-4700 **Email:** jjbarela@tcnm.us

15,676
Total Population



Age Distribution



Median Age

43

Talent

What are the largest job counts by occupation?

Office and
Administrative
support



14.32%
133

Sales



11.41%
106

Executive,
Managers, and
Administrators



9.69%
90

Transportation
Workers



9.58%
89

Construction and
Extraction



6.46%
60