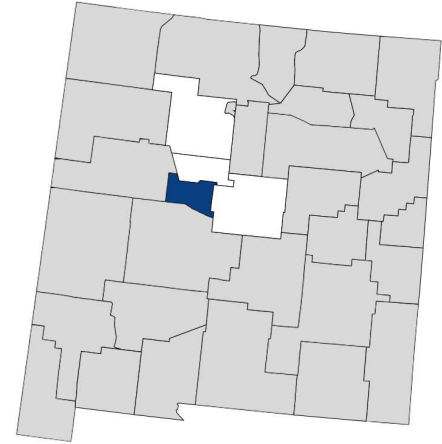


# Community Overview



## City of Rio Communities | New Mexico

Founded in 2013, Rio Communities is a city located along the east side of the Rio Grande River in southeastern Valencia County. Its panoramic views of the Manzano Mountains at sunrise and spectacular sunsets over the West Mesa make Rio Communities a sought-after destination for retirees and young families alike. The City is also actively establishing a robust economic development foundation to meet the growing needs of its community through economic incentives and strategic industrial zoning.



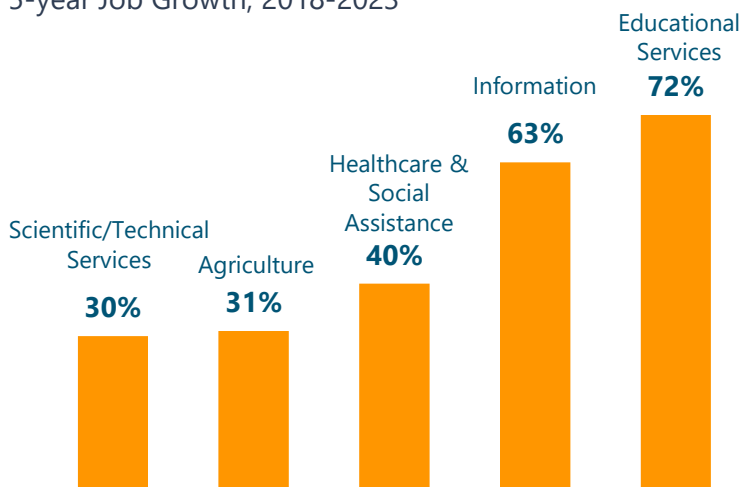
### Community Overview

As of 2023 the county's population increased by 2.7% since 2018, growing by 2,030. Population is expected to increase by 2% between 2023 and 2028, adding 1,549.<sup>1</sup>

From 2018 to 2023, jobs increased by 11.8% in Valencia County, NM from 17,964 to 20,092. This change outpaced the national growth rate of 3.6% by 8.2%. As the number of jobs increased, the labor force participation rate decreased from 51.6% to 51.2% between 2018 and September 2023.<sup>1</sup>

### Top Growth Industries

5-year Job Growth, 2018-2023<sup>1</sup>



### QUICK FACTS

Population: 5,192

Labor Force Size: 1,906

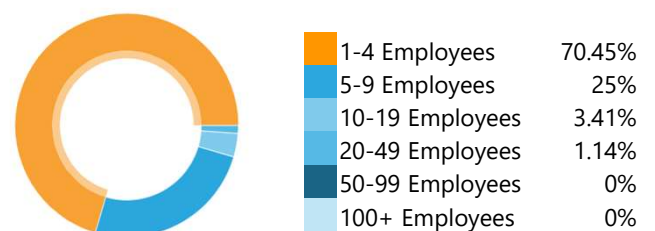
Unemployment Rate: 3.8%<sup>1</sup>

Bachelor's Degree or Higher: 19.33%

Household Median Income: \$48,333

Median Age: 49

### How many employees do businesses in City of Rio Communities have?



Source: Lightcast Q3 2023, GIS Planning, Community Websites

<sup>1</sup>Valencia County Figures

201 Third St. NW, Suite 1900 | Albuquerque, NM 87102 | [www.abq.org](http://www.abq.org)

# Community Overview



## City of Rio Communities | New Mexico

### Contact:

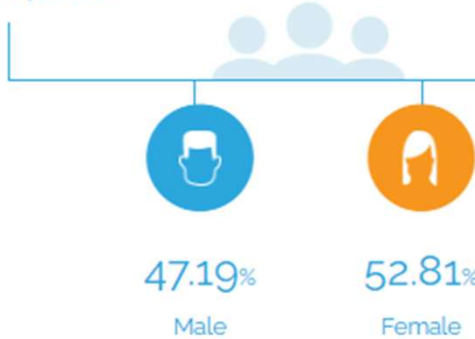
AREA Business Development

Office: 505-705-3787

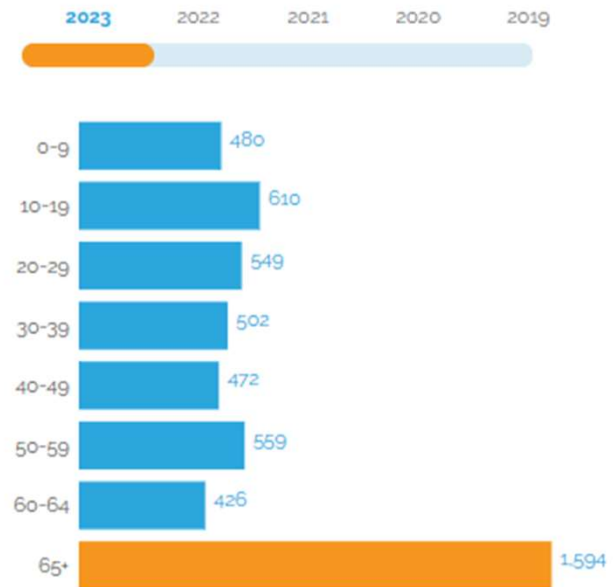
Email: [businessdevelopment@abq.org](mailto:businessdevelopment@abq.org)

5,192

Total Population



### Age Distribution



Median Age

49

## Talent

What are the largest job counts by occupation?

Office and Administrative support



14.46%

48

Sales



12.05%

40

Executive, Managers, and Administrators



9.34%

31

Food Preparation, Serving



6.63%

22

Education, Training/Library



5.42%

18