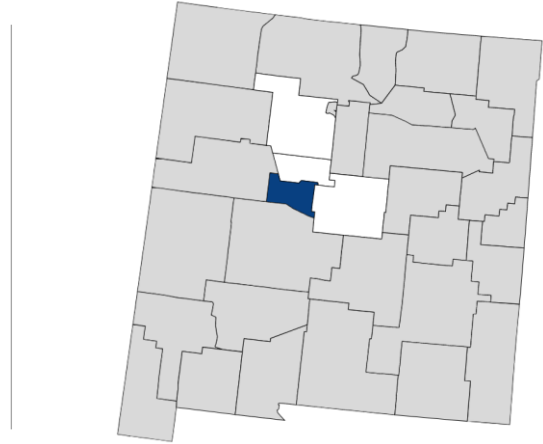


# Community Overview



## Village of Los Lunas | New Mexico

Los Lunas is one of the fastest growing communities in New Mexico. This is no doubt due to our ease of doing business where we offer competitive incentives, and proudly boast a fast, 2-4-week maximum approval process for commercial and residential plans as well as building permits. Los Lunas may look like a small community but with over 2,000 acres of available commercial land across three business parks with direct access to two major interstates, there are big possibilities to be had here.



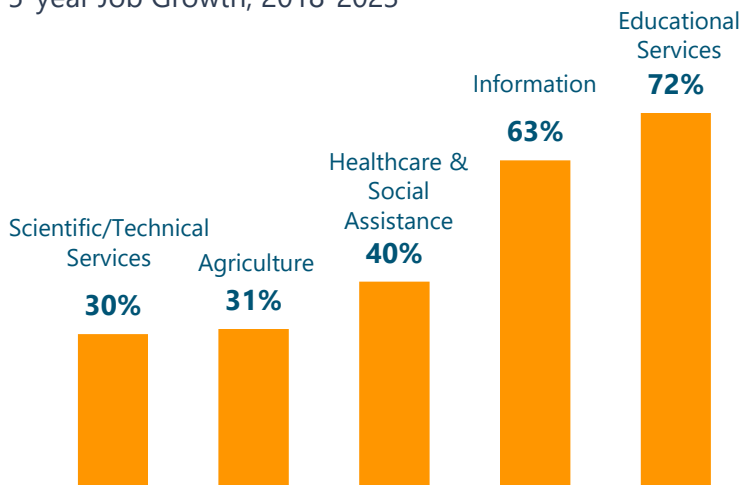
### Community Overview

As of 2023 the county's population increased by 2.7% since 2018, growing by 2,030. Population is expected to increase by 2% between 2023 and 2028, adding 1,549.<sup>1</sup>

From 2018 to 2023, jobs increased by 11.8% in Valencia County, NM from 17,964 to 20,092. This change outpaced the national growth rate of 3.6% by 8.2%. As the number of jobs increased, the labor force participation rate decreased from 51.6% to 51.2% between 2018 and September 2023.<sup>1</sup>

### Top Growth Industries

5-year Job Growth, 2018-2023<sup>1</sup>



### QUICK FACTS

Population: 17,856

Labor Force Size: 7,949

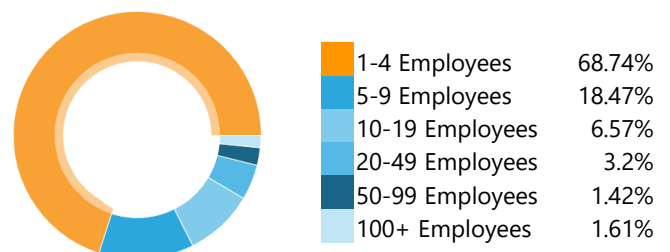
Unemployment Rate: 3.8%<sup>1</sup>

Bachelor's Degree or Higher: 25.92%

Household Median Income: \$71,374

Median Age: 37

### How many employees do businesses in Village of Los Lunas have?



Source: Lightcast Q3 2023, GIS Planning, Community Websites

<sup>1</sup>Valencia County Figures

201 Third St. NW, Suite 1900 | Albuquerque, NM 87102 | [www.abq.org](http://www.abq.org)

# Community Overview

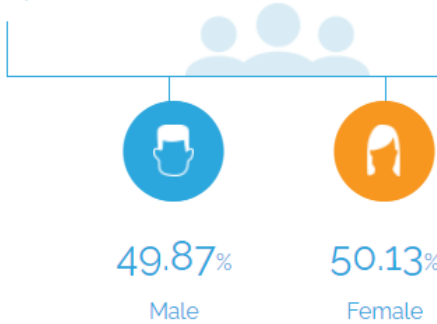


## Village of Los Lunas | New Mexico

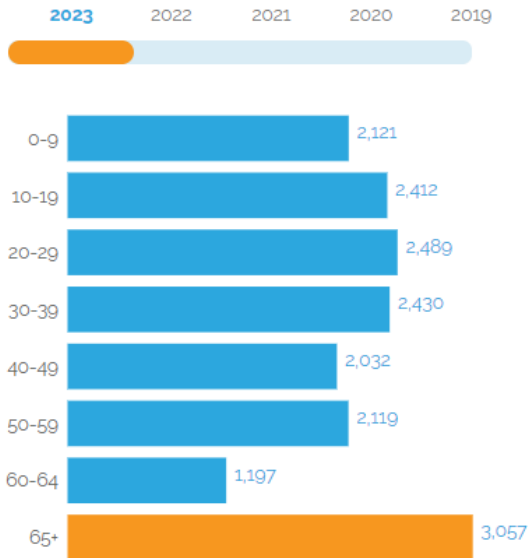
**Contact:**  
Victoria Archuleta, *Senior Economic Developer*  
**Office:** 505-639-1236  
**Email:** [archuletav@loslunasnm.gov](mailto:archuletav@loslunasnm.gov)

17,856

Total Population



### Age Distribution



Median Age

37

## Talent

What are the largest job counts by occupation?

Office and  
Administrative  
support



13.38%

613

Sales



12.79%

586

Food Preparation,  
Serving



9.71%

445

Executive,  
Managers, and  
Administrators



8.9%

408

Healthcare  
support



6.63%

304